












1. Do you utilize a flexible work option at Mason? Flexible Work options include telework, flextime, compressed schedule, remote work, or job share?

		Response Percent	Response Count
Yes		36.7%	391
No		44.7%	476
I am a research or instructional faculty member and flexible work is part of the nature of my position.		18.6%	198
answered question			1,065
skipped question			2






2. Do you have a formal flexible work agreement in place? A formal flexible work agreement is a written agreement between you, your supervisor and your department head outlining the terms, conditions, and duration of your flexible work arrangement.

		Response Percent	Response Count
Yes		33.5%	182
No		32.6%	177
I am an instructional or research faculty member		33.9%	184
answered question			543
skipped question			524

3. Is your flexible work agreement...

		Response Percent	Response Count
Yearly		49.5%	201
By Semester		13.5%	55
Summer Flex Only		1.7%	7
Intermittent		18.5%	75
Other		16.7%	68
	Other (please describe)		68
		answered question	406
		skipped question	661



4. What flexible option(s) do you use? (Check all that apply)

		Response Percent	Response Count
Telework (work from an alternate location e.g. home)		70.2%	320
Compressed Schedule (working more than 8 hours per day in order to be able to have a non-work day during the pay period (e.g. working four 10 hour days))		30.0%	137
Flex Time (a modified 8:30-5:00 M-F schedule, e.g. 7:00-3:30, M-F)		44.1%	201
Remote Work (work from a location far from Mason e.g. California)		11.6%	53
Job Share (two people who share one full-time position)		0.4%	2
		answered question	456
		skipped question	611









5. Do you have anything you would like to share about flexible work options at Mason?

	Response Count
	174
answered question	174
skipped question	893

6. Do you utilize an alternate transportation/parking option (e.g. shuttles, CUE Bus, car pool, van pool, Metro (Commuter Choice), bike racks, motorcycle/hybrid car parking spaces, etc.)?

		Response Percent	Response Count
Yes		25.7%	137
No		74.3%	396
	answered question		533
	skipped question		534



7. Why don't you use a flexible work option? (check all that apply)

		Response Percent	Response Count
My job isn't suited to it.		48.7%	214
I tried it once but didn't like it.		1.1%	5
My supervisor doesn't support flexible work.		20.5%	90
My dean/director/department head doesn't support flexible work.		13.2%	58
I'm not interested in it.		3.2%	14
I don't know how to start the conversation with my supervisor.		11.4%	50
I didn't know about it.		9.8%	43
Other		15.3%	67
	Other (please specify)		98













answered question 439

skipped question 628

8. Do you utilize an alternate transportation/parking option (e.g. shuttles, CUE Bus, car pool, van pool, Metro (Commuter Choice), bike racks, motorcycle/hybrid car parking spaces, etc.)?

		Response Percent	Response Count
Yes		23.8%	107
No		76.2%	342
	answered question		449
	skipped question		618

9. What type of Mason sponsored alternate transportation or parking do you use? (check all that apply)

		Response Percent	Response Count
Van Pool		6.1%	14
Car Pool		15.2%	35
Motorcycle Parking		3.5%	8
Bicycle Racks		19.5%	45
CUE Bus		32.0%	74
Mason to Metro Shuttle		39.0%	90
Mason to Prince William Shuttle		19.5%	45
Gunston Go Bus		1.7%	4
Fairfax Campus Circulator Shuttle		3.9%	9
Commonwealth Commuter Choice - Car (available to full-time faculty and staff)		11.3%	26
Commonwealth Commuter Choice - Bike (available to full-time faculty and staff)		5.2%	12
Walk		22.9%	53
answered question			231
skipped question			836

10. How many times per month do you estimate you use it?

		Response Percent	Response Count
1-5		27.4%	63
6-10		12.6%	29
11-15		10.4%	24
16-20		11.3%	26
Every work day		38.3%	88
answered question			230
skipped question			837



11. If you use Mason sponsored alternate transportation or parking less than 50% of the time, what would make you use it more?

	Response Count
	76
answered question	76
skipped question	991







12. Do you have anything you would like to share about alternate transportation or parking at Mason?

	Response Count
	111
answered question	111
skipped question	956



13. Do you work at the Mason location that is closest to your home?

		Response Percent	Response Count
Yes		59.5%	150
No		40.5%	102
answered question			252
skipped question			815



14. What are the limitations that interfere with your being able to use alternate transportation or parking? (check all that apply)

		Response Percent	Response Count
My schedule is too unpredictable.		28.7%	203
I'm concerned my supervisor won't support my use of alternate transportation (e.g. leaving when necessary to catch my ride)		2.8%	20
My commute is shorter by car.		48.3%	342
I don't live near a metro/bus stop.		31.8%	225
None of the choices work for me.		25.1%	178
Other		14.5%	103
Other (please specify)			142
answered question			708
skipped question			359






15. Do you work at the Mason location that is closest to your home?

		Response Percent	Response Count
Yes		66.7%	481
No		33.3%	240
answered question			721
skipped question			346







16. Do you ever work at an alternate Mason location on some work days?

		Response Percent	Response Count
Yes		20.1%	197
No		79.9%	781
answered question			978
skipped question			89



17. If you work at an alternate Mason location, which one do you use?

		Response Percent	Response Count
Arlington		15.8%	43
Fairfax		22.1%	60
Loudoun		5.1%	14
Prince William		26.1%	71
Other (e.g. home, remote city location, etc.)		30.9%	84
	Other (please specify)		88
		answered question	272
		skipped question	795






18. I am ...

		Response Percent	Response Count
Administrative/Professional Faculty		26.0%	254
Instructional Faculty		12.2%	119
Research Faculty		5.4%	53
Adjunct Faculty		5.2%	51
Classified Staff		46.8%	458
Non-Student Wage		4.4%	43
		answered question	978
		skipped question	89

19. I work...

		Response Percent	Response Count
Full-time		86.8%	848
Part-time		13.2%	129
answered question			977
skipped question			90

20. My primary Mason location is....

		Response Percent	Response Count
Arlington		5.9%	58
Fairfax		86.3%	843
Loudoun		0.2%	2
Prince William		5.7%	56
Other		1.8%	18
Other (please specify)			19
answered question			977
skipped question			90

21. In what school or department is your office located?

		Response Percent	Response Count
Office of the President (includes Office of Equity and Diversity, Office of the Senior VP, Internal Audit, and Government Relations)		1.5%	13
College of Education and Human Development		7.2%	64
College of Health and Human Services		4.5%	40
College of Humanities and Social Sciences		16.6%	147
College of Science		5.9%	52
College of Visual and Performing Arts		4.1%	36
Institute of Conflict Analysis and Resolution (ICAR)		0.7%	6
Krasnow Institute for Advanced Study		1.1%	10
Office of the Provost (includes Research , Enrollment, Undergraduate and Graduate Education, Institutional Effectiveness, Distance Education, International Programs, Faculty Development, and Global Strategies)		7.8%	69
School of Law		2.5%	22
School of Management		3.5%	31
School of Public Policy		2.6%	23
Volgeneau School of Information Technology and Engineering		4.2%	37
Athletics		2.6%	23

Auxiliary Enterprises		1.2%	11
Budget		0.2%	2
Environmental Health and Safety Office		1.6%	14
Facilities		3.9%	35
Freedom Center		0.7%	6
Fiscal Services		2.6%	23
Human Resources & Payroll		2.9%	26
Information Technology Unit		10.3%	91
Regional Campuses (including Arlington, Loudoun, and Prince William administration)		0.6%	5
University Counsel		0.6%	5
University Development and Alumni Affairs		1.1%	10
University Life		6.7%	59
University Police		1.4%	12
University Relations		1.7%	15

Not listed? Enter the name of your department below. 97

answered question	887
skipped question	180

22. We appreciate your time and invite you to enter a random drawing for a gift card. Please enter your email address so that we may contact you if you win. Please note: your email address will only be used for the prize drawing.

**Response
Count**

734

answered question

734

skipped question

333